




### Contents


1. Housing
2. Kill Trap
3. 2x nuts, 2x bolts, 1x screw
4. Bait cover
5. Housing Base
6. Screw driver (not included)
7. 3x different mesh screens
8. 6x clips
9. 1x safety clip



Select the screen with a 5 x 5 square cut out window, and position it to match the cut out of the tunnel top front entrance. Continue to fit remaining screens.

Insert 6 x 5 square cut out screen to the center position, opposite side of front entrance. Screen clips have 3 location points. Both end screens locate to the outer clip position with the center screen to the middle clip position.

With the nuts provided insert into correct holes to match either a Doc150 or a Doc200.



Use the screws provided and secure the trap to the base.

Fit tunnel cover over hinge

Base has either egg holder or bait cover options.

**Warning:** Trap is dangerous. Use at your own risk.